



# K9 2400

24 HP





# K9 2400

## A LANDOWNERS BEST FRIEND

It is a fully-featured, tough and reliable companion.

Aggressive Styling

Power Steering with Tilt Wheel

Front/Rear Dual A-arm Suspension

24 hp Engine

Up to 31 mph


1,598 lbs. of Payload Capacity











### Engine Gross Power 24 hp

The eco-friendly Tier 4 diesel engine provides powerful performance and fuel efficiency. The K9 Series 24 hp engine offers a maximum traveling speed of up to 31 mph.



### Low Noise and Vibration

Front and rear dual A-arm independent suspension and an interior rubber floor mat provide a smooth and quiet ride.



### Excellent Brake Performance

Long lasting front and rear hydraulic disc brakes with a mechanical parking brake provide excellent performance and enhanced safety.



### CVT

The K9 Series uses a continuously variable transmission with two speed ranges (Hi/Lo) and 4WD. This allows the K9 to provide good response and easily match speed to the current condition.



### CV Joint Guards and Skid Plates

Skid plates and front/rear CV joint guards offer added protection of crucial parts. The 12.5 inch ground clearance allows access to the roughest terrain.





# K9 2400 STYLISH AND COMFORTABLE



## Interior Comfort

The K9 offers enough space to seat three passengers with ample leg room for all. Three seat belts provide safety, while the contoured bench and standard rubber floor mat ensures everyone rides in comfort.



## Tilt Steering Wheel

The steering wheel tilts with the simple push of a lever, allowing easy adjustment to fit the operator's needs. A car style multi-function lever located on the column offers convenient accessibility to control the lights, turn signals and horn.



## Standard Half Door

For added safety, half doors come standard on the K9 2400 to keep out brush while driving.



## Automotive-Style Dashboard

Landowners will benefit from the automotive-style dash configuration with its ergonomic design allowing the driver to view or easily access levers and switches. The digital instrument panel allows for visibility during any hour of the day or night.



## Abundant Storage

With an open and closed storage area on the dash and storage available under the hood, the K9 offers convenient storage options.



## Power and USB Sockets

Power and USB sockets come standard to meet a variety of electrical needs.







# NEW GENERATION KIOTI UTILITY VEHICLE



## Windshield Kit with Wiper (Optional)

An optional laminated glass windshield with a wiper can be added to the K9 2400.

The windshield can be opened to allow for ventilation during travel.



## Cargo Bed

The K9's wide bed with 1,102 lbs. load capacity and standard spring lift assist provides excellent capabilities to make work easier.

Add the optional hydraulic dump kit and you can easily place any load where you want it.




## Spray-In Liner with Hooks

The standard spray-in bed liner increases durability, while adding friction to create an extra layer of security for cargo. Strap hooks both on the inside and outside of the bed keep payload secure all day.



## Tire Options

With four tire options, owners can customize the K9 to fit their needs. Aluminum wheels are available on Heavy Duty, ATV and Tomahawk tires.




## Dual A-arm Suspension

Front and rear fully independent, dual A-arm suspension allow the operator to adjust for the smoothest possible ride.



## LED Headlights

LED headlights come standard and offer visibility for the operator long after the sun has set.



## Front/Rear Hitch Receivers

Standard front and rear hitch receivers provide a combination of towing options.



## SPECIFICATIONS

MODEL			K9 2400
ENGINE			
Model			3C100LFU-U2
Type			3 Cyl., In-line Vertical, Water-Cooled Diesel
Engine Gross	hp (kW)		24 (17.89)
Displacement	cu. in. (cc)		61.45 (1,007)
Rated Revolution	rpm		3,000
Fuel Tank Capacity	US gal. (ℓ)		9.7 (37)
DRIVE TRAIN			
Type			Belt CVT
Gear Range			Low, High, Neutral, Reverse
Ground Speed	mph (km/h)		0-31 (0-50)
Brake			Front/Rear Hydraulic Disc
SUSPENSION			
Front Suspension			Independent, Double A-Arm (Wishbone Type)
Rear Suspension			Independent, Double A-Arm (Wishbone Type)
STEERING			
Type			Hydraulic Power
DIMENSIONS / CAPACITY			
Length	in. (mm)		119.8 (3,045)
Width	in. (mm)		62.5 (1,590)
Height	in. (mm)		76.7 (1,950)
Wheelbase	in. (mm)		85.8 (2,180)
Ground Clearance	in. (mm)		12.5 (318)
Max. Wheel Tread	Front	in. (mm)	49.7 (1,262)
	Rear	in. (mm)	49.8 (1,264)
Turning Radius	ft. (m)		14.1 (4.3)
Weight (with ATV Tires)	lb. (kg)		2,050 (930)
Towing Capacity	lb. (kg)		1,300 (590)
Payload Capacity	lb. (kg)		1,598 (725)
Seat Capacity / Style			3 / Bench
CARGO BED			
Length × Width × Depth	in. (mm)		43.7 (1,110) × 58.2 (1,480) × 11.5 (293)
Bed Capacity	lb. (kg)		1,102 (500)
Dump Box Actuation			Manual with gas spring assist
TIRE SIZE			
Front	Heavy Duty Worksite		25×10-12
	Turf		26×9.5-12
	ATV		25×10-12
	Tomahawk		25×10-12
Rear	Heavy Duty Worksite		25×10-12
	Turf		26×9.5-12
	ATV		25×11-12
	Tomahawk		25×10-12
BODY			
Body Color			Red / Green
STANDARD EQUIPMENT			
Front Grill Guard			Standard
Speedometer			Standard
Rear Hitch Receiver			Standard
Front Hitch Receiver			Standard
Safety Lamp Kit			Standard
Skid Plates			Standard
Floor Mat			Standard
Suspension Dust Guards			Standard
Muffler Spark Arrestor			Standard
Parking Brake Buzzer			Standard
Spray-In Bed Liner			Standard

\* NOTE : Specifications and design are subject to change without notice. Images shown may vary from actual product.



ISO 9001  
NO.954596



ISO 14001  
NO.771475



OHSAS 18001  
NO:K033008

## OPTIONAL EQUIPMENT

### Canopy / Windshield

- Laminated Glass Windshield Kit (with Wiper)
- Sun Canopy Kit

### Hydraulics

- Hydraulic Dumping Kit
- Remote Hydraulic Kit
- Hand Throttle Kit

### Protection

- Rear Screen Kit

### Accessories

- Fog Lamp Kit
- Working Lamp Kit
- Headrest Kit
- Side View Mirror Kit
- License Plate Kit
- Beacon Light Wiring Kit
- Back-Up Alarm Kit
- Aluminum Wheels (Not Available on Turf Tires)
- Winch Kit



### KIOTI Tractor Division

DAEDONG - USA, INC.

6300 KIOTI Drive, Wendell, NC 27591 USA

Toll free 877-GO-KIOTI • Fax 919-374-5001

Web [www.KIOTI.com](http://www.KIOTI.com)



Dealer Imprint Area

LIT-K9-ALL