



PX Series

93 - 110 HP



PX SERIES

WE'VE CREATED A MONSTER.

We're growing them big down on the farm. Presenting our most powerful tractors ever. Rugged. Dependable. It's the tractor every large landowner or commercial farm is looking for.

Power Shuttle

Up to 92 HP PTO

Climate-Controlled Cab

Deluxe Suspension Seat

Creep Speed Gear

Interchangeable PTO Shaft







EXTERIOR

PX Series high-performance tractors combine rugged design and robust functionality into one dependable workhorse.



Rear Working Lamps

With two standard rear adjustable working lamps, the operator can maneuver safely in low light conditions. Two more lamps come as an option for increased visibility.



Front Work Lights

Four adjustable work lights come standard on PX Series tractors allowing the operator improved visibility in low light conditions.




Side Work Lights

Standard side lights provide the operator increased visibility when turning.




Turbocharged, Intercooled Engine

The turbocharged engine with Air to Air Intercooler ensures the PX Series has the power the operator needs. The dual air cleaner offers increased filtration which extends the filter life.



Battery Disconnect Switch

Standard on PX Series tractors, the battery disconnect switch can help improve battery life when storing for large amounts of time.



Joystick Valve / Rear Remote Hydraulic Valves

The PX Series comes standard with a joystick valve and dual remote hydraulic valves to accommodate loader operation and a variety of implements. PX Series tractors offer an optional third remote hydraulic valve.



Standard Wipers & Rear Defrost

All models come equipped with standard front and rear window wipers positioned to minimize impact to the operator's field of vision. The rear window defrost maintains excellent rear visibility when operating in cold climates where frozen precipitation is common.




3-Point Hitch

Standard telescopic lower link ends and stabilizers allow the operator to easily connect & adjust a wide variety of 3-point implements. The standard rear 3-point control lever easily raises and lowers the lift arms from outside the tractor when attaching implements.



Large Fuel Tank

The 34.3 gallon (130 l) fuel tank increases productive work time without the need for frequent re-fueling.



Climate Control System

Climate control ensures comfortable working conditions for the operator throughout all seasons.



CD Player

Enjoy a day at work while listening to the standard CD player with AM/FM radio.



Adjustable Steering Wheel and Instrument Panel

A tilting instrument panel and steering wheel allow the perfect fit for each operator.



Power Shuttle Lever

The power shuttle lever enables easy back-and-forth operation, dramatically reducing operator fatigue. The power shuttle provides softer shuttle operation and allows the operator to perform loader work without pressing the clutch pedal.



Joystick Lever

The conveniently located joystick lever reduces operator fatigue when using the loader.



INTERIOR

The standard PX Series deluxe cab includes: a panoramic windshield, telescoping side mirrors, rearview mirror, auxiliary power outlet and ventilating roof panel.



Ergonomic Work Station with Deluxe Seat

The ergonomically designed cab has a fully adjustable suspension and swivel seat allowing the operator to ride in comfort.



Ergonomically Designed Levers

Ergonomic levers help to reduce operator fatigue and a color coded lever system allows for easy operation.

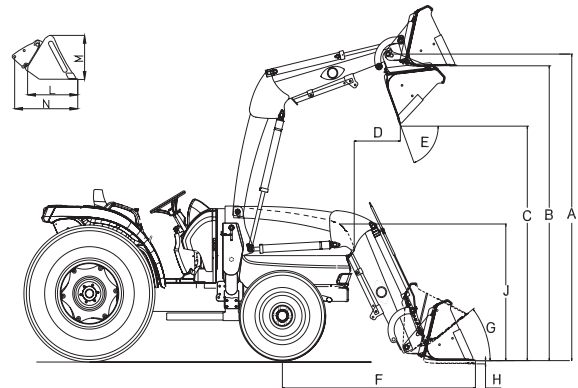


Main Gear Shift Lever (with Hand Clutch & Hi-low)

By using the hand clutch on the PX Series, the main gear lever can be shifted without using the clutch pedal. The operator can select the "hi" or "low" speed of any gear by simply pressing a button on the lever.

Front End Loader

The KIOTI KL Series loaders are built strong and feature heavy lift capacity with greater lift height and high quality components that enable you to tackle any kind of job with confidence. The KL1153 front end loader is specifically designed for the PX Series, providing efficient performance with single lever joystick control and a dual lever quick attach bucket. Utilizing the tractor's hydraulic system, the KL1153 features float and comes with a bucket level indicator for easier operation. The loader is designed to be quickly and easily attached and detached with the assistance of a built-in parking stand.



Loader Specifications

MODEL	KL1153			
A	Maximum Lift Height to Pivot Pin	143.3 in. (3,640 mm)		
B	Clearance w/ Bucket Level	137 in. (3,480 mm)		
C	Clearance w/ Bucket Dumped	113.4 in. (2,880 mm)		
D	Reach at Maximum Height	15.4 in. (390 mm)		
E	Maximum Dump Angle	66°		
F	Reach w/ Bucket on Ground	86.6 in. (2,200 mm)		
G	Maximum Rollback Angle	42°		
H	Digging Depth Below Grade	7.9 in. (200 mm)		
J	Overall Height in Carry Position	70.8 in. (1,800 mm)		
L	Bucket Depth (Inner Shell)	27 in. (685 mm)		
M	Bucket Height	23.7 in. (602 mm)		
N	Bucket Length (Pivot Pin)	34.5 in. (876 mm)		
Lift Capacity to Full Height at Pivot Pins		4,190 lbs. (1,900 kg)		
Breakout Force at Pivot Pins		8,310 lbs. (3,769 kg)		
Bucket Rollback Force at Ground Line (@ 31.5 in. Forward of Pivot)		6,175 lbs. (2,800 kg)		
Relief Valve Setting (Loader Control Valve)		2,600 psi		
Rated Flow (Tractor System)		19.3 gpm (73 L/min)		
Bucket Size (QA)		90 in.		
Approximate Weight (With Bucket)		2,072.5 lbs. (940 kg)		
Bucket Capacity (Heaped)		25.8 ft ³		
Cycle Times	Raise Boom	Lower Boom	Dump Bucket	Retract Bucket
Idle Max. (2,350 rpm)	4.1 sec	3 sec	1.8 sec	2 sec

* Specifications and design are subject to change without notice.

SPECIFICATIONS

MODEL		PX9530PC	PX1053PC	PX1153PC
ENGINE				
Model		DL03-LEA09	DL03-LEA08	DL03-LEA07
Type		4Cyl., In-line Vertical, Water-cooled		
Engine Gross	hp (kW)	93 (69.3)	103 (76.8)	110 (82)
PTO @ Rated PTO rpm	hp (kW)	79.1 (59)	86.6 (64.6)	92.2 (68.8)
Displacement	cu. in. (cc)	208 (3,409)		
Rated Revolution	rpm	2,200		
Fuel Tank Capacity	US gal. (ℓ)	34.3 (130)		
DRIVE TRAIN				
Clutch		Wet Multi Disc Clutch		
Transmission		Synchronized		
Shuttle Type		Power Shuttle		
Speeds		32F/32R		
Brake		Wet Disc Type		
Differential Lock		Rear Standard		
PTO Type		Independent		
Rear PTO (Standard)	rpm	540/1,000		
4WD Type		Electric/Hydraulic		
HYDRAULIC SYSTEM				
Pump		Gear		
Pump Capacity (Max. Flow Rate)	gpm (L/min)	31.5 (119.2)		
3-Point Hitch		Category II		
Maximum Lifting Capacity (24" aft. of hitch)	lb. (kg)	8,002 (3,630)		
Hydraulic Lift Control System		Position, Draft, Mixed Control		
Number of Remote Valves		1st, 2nd Standard (3rd Optional)		
Steering		Hydrostatic Power Steering		
TIRE SIZE				
Front AG.		12.4-24	13.6-24	
Rear AG.		18.4-34		
TRAVELING SPEEDS				
Forward	mph (km/h)	0.41~24.87 (0.66~40.02)		
Reverse	mph (km/h)	0.41~24.69 (0.66~39.74)		
DIMENSIONS				
Overall Length (Includes 3-pt Hitch)	in. (mm)	168.9 (4,290)		
Overall Width (Minimum Tread)	in. (mm)	88.6 (2,250)		
Overall Height (From Top of Cab)	in. (mm)	107.9 (2,740)	109 (2,770)	
Wheelbase	in. (mm)	93.3 (2,370)		
Min. Ground Clearance	in. (mm)	19.5 (495)		
Tread	Front (AG.)	in. (mm)	65.4 (1,660)	66.1 (1,680)
	Rear (AG.)	in. (mm)	70.5 (1,790)	
Weight with Cab and AG. Tires	lb. (kg)	8,976 (4,071)	9,064 (4,111)	

* NOTE : Specifications and design are subject to change without notice.



STANDARD EQUIPMENT

- 1st / 2nd Remote Hydraulic Valve
- Creep Speed Gear
- Draft Control
- 4WD
- Auto 4WD Brake
- Auto PTO
- PTO Cruise
- Battery Disconnect Switch
- Joystick Valve
- 7 Pin Socket / 3 Pin Socket
- External 3-Point Lift Control
- PTO Cover
- Interchangeable PTO Shafts (540/1,000 rpm)
- Work Light
- Head, Signal, Backup and Cabin Lamp
- Rear Window Defroster
- Front/Rear Window Wiper
- Rear View Mirror
- Telescoping Side View Mirrors
- Sun Visor
- CD Player with AM/FM Radio
- Cup Holder
- Swivel Seat
- Power Outlet (2 EA)
- Dual Air Cleaner
- Hand Clutch
- Hi-Low Shift
- Parking Brake
- Parking Brake Buzzer
- Tilt Steering Wheel
- Illuminated Dashboard
- RH Leveling Box

OPTIONAL EQUIPMENT

- Third Remote Hydraulic Valve
- Front Weights
- Front Fenders
- Rear Work Lights (2)
- Side Work Lights (2)
- Beacon Lamp Wiring Kit
- Beverage Cooler
- Locking Fuel Tank Cap
- Backup Alarm
- Block Heater

ATTACHMENTS

- Front End Loader
- Contact your local KIOTI dealer for available implements.



KIOTI Tractor Division
 DAEDONG - USA, INC.
 6300 KIOTI Drive, Wendell, NC 27591 USA
Toll free 877-GO-KIOTI • Fax 919-374-5001
Web www.KIOTI.com

